

Walkabout

58" X 62"

Fabric Requirements:

Tree: 1/2 yard

Flowers: 1/2 yard (includes petals, stems, leaves)

Traditional Quilt Blocks: 1/2 yard

House Blocks: 1 yard

Background: 3 yards

Walkabout Quilt Along - this came about because winter was feeling forever.

Giving a quilter an opportunity to sit and sew - forever is not a complaint, but at some point we need to stretch, talk to others and 'walkabout'.

Exploring the outdoors, our neighbors, feeling the sun on our face, warming our hearts, noticing the beauty that we sometimes forget to look up and see. I look forward to hearing about your Walkabout adventures.

PATTERN NOTES:

*You'll have leftover HST after sewing up the blocks - feel free to use those in other fun projects or mini quilts.

Walkabout Schedule:

Make sure you sign up for the daily emails! These emails will help you complete your quilt with providing you the pdf file link as well as a link to the video tutorial walking you through the sewing steps.

You'll also have an opportunity to get all the pdf's and videos for one price - so you can visit it and sew on your own time instead of the daily email time.

Watch your email for an invite to join me in the fb group - as well as my private quilt community where we sew together often and enjoy exclusive patterns.

You are welcome to join me here: [patchworkposseplus.com](https://www.patchworkposseplus.com)

Walkabout


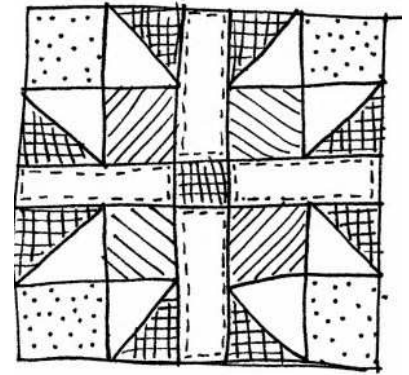
Time Frame: _____

Dimensions: 56" X 63"

Can be found: Patchworkposse.com

Finish Date: _____

Completed: Yes!



TRACK YOUR PROGRESS



Quilt Blocks

Flying geese

Tree

Short, 1 window house

Tulip

Flower

Tall, 2 window house

Pinwheel

Railfence

Star

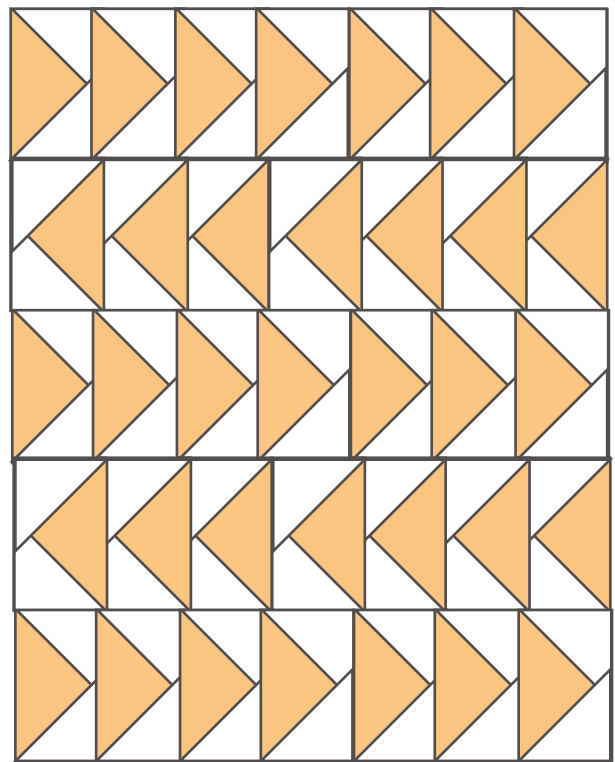
Tall, 1 window house

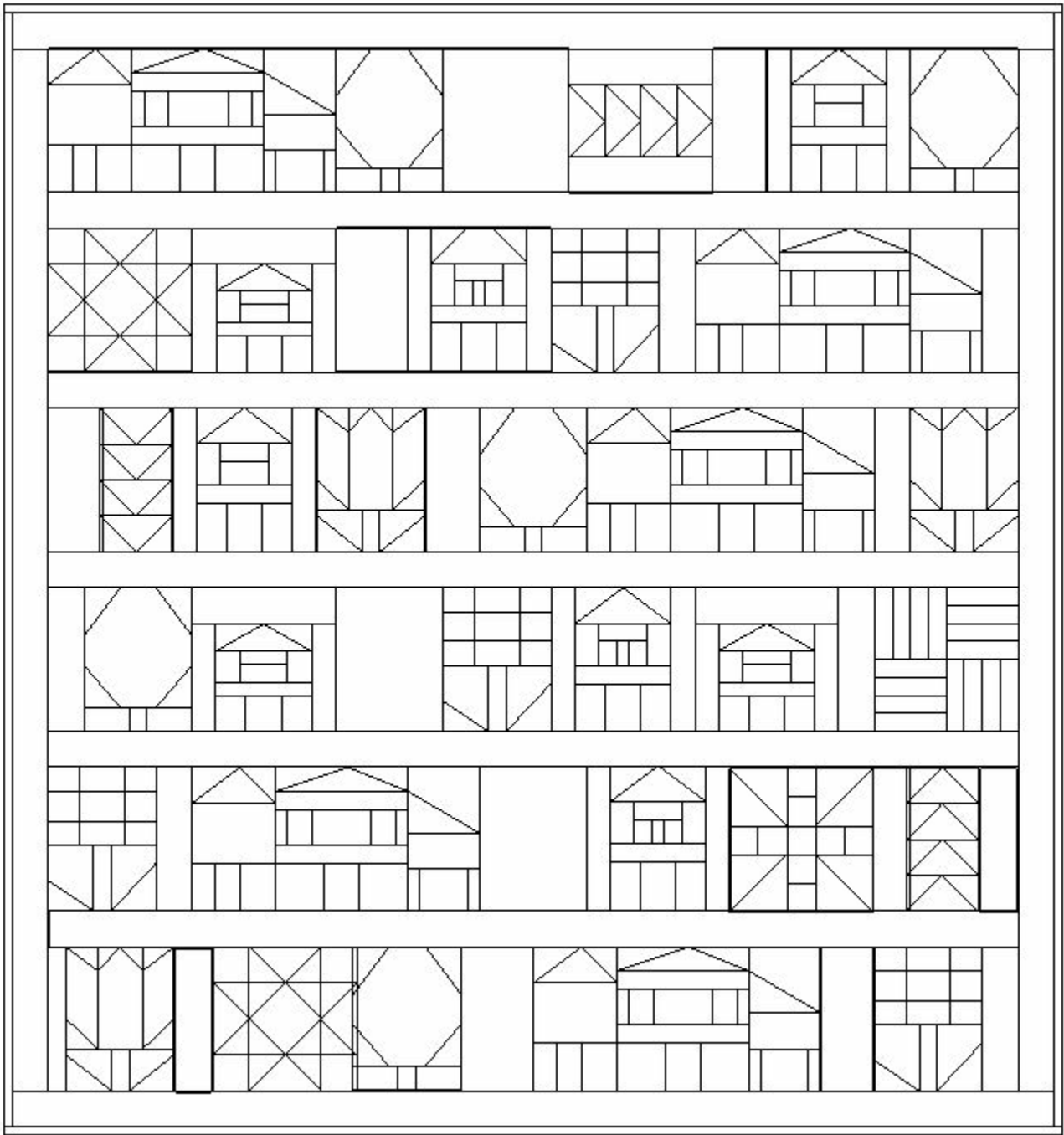
Large house Left

Large house Middle

Large house Right

Daily Movement





Walkabout

Coloring Page